


# SICO CN

## 2011 Point-In-Time Homeless Report



*Created By:*  
LeAnn Speiser  
Gaps Analysis Committee Chair

## **Rural Homelessness**

Homelessness is often assumed to be an urban phenomenon because homeless people are more numerous, more geographically concentrated, and more visible in urban areas. However, people experience the same difficulties associated with homelessness and housing distress in America's small towns and rural areas as they do in urban areas. There are far fewer shelters in rural areas than in urban areas; therefore, people experiencing homelessness are less likely to live on the street or in a shelter and more likely to live in a camper or car, or with relatives in overcrowded or substandard housing.<sup>1</sup>

The Southern Illinois Continuum of Care Network (SICO CN) was formed in 1996 to bring together public, private, community based organizations, government representatives and consumers to identify ways to serve the homeless by identifying gaps and proposing action to fill those gaps.

The continuum of care has 5 basic components:

1. Outreach and Assistance
2. Emergency Shelter
3. Transitional Housing
4. Permanent Housing
5. Permanent Supportive Housing

SICO CN works together to create and maintain a regional resource of services and housing that will help homeless individuals and families move from poverty and dependency, to jobs, self-sufficiency and permanent housing.

SICO CN is mandated by the U.S. Department of Housing and Urban Development (HUD) to conduct a bi-annual Point-In-Time (PIT) count of the homeless in Southern Illinois. The SICO CN conducts the count annually. Findings from the homeless count demonstrate the need for resources for housing and services for homeless persons in each community. The count also helps determine how much federal funding will be awarded from HUD for homeless programs. The count takes place every year during the last week of January.

---

<sup>1</sup> National Coalition for the Homeless; NCH Fact Sheet #11

## Total Homeless Reported in 2011

There were a total of 387 homeless people reported from 212 households during the 2011 PIT count. The 2010 count revealed 291 homeless people from 188 different households. Therefore, in 2011 there were 96 more homeless people from 24 more households.

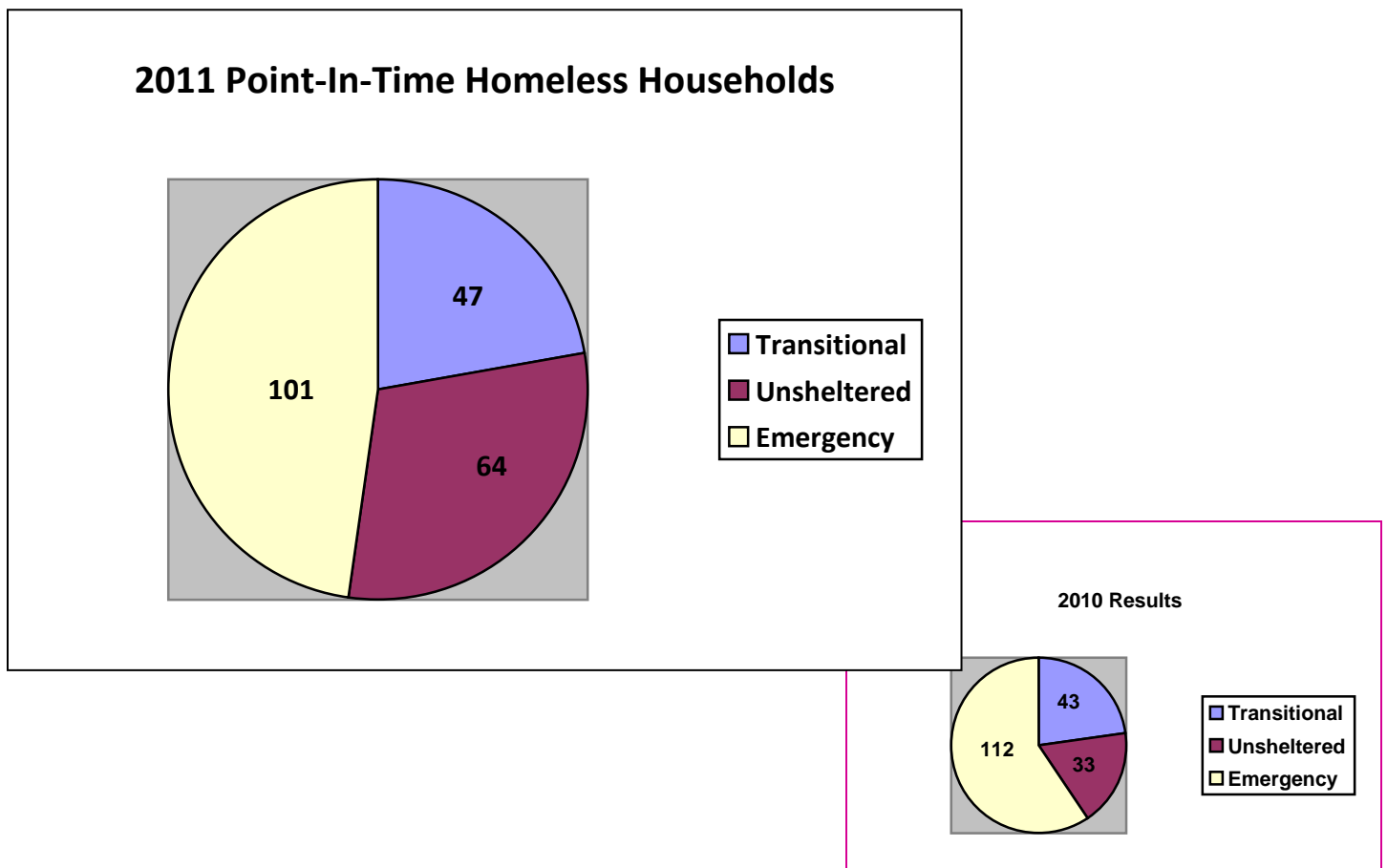
## Sheltered and Unsheltered

There are two fundamental categories of homelessness: sheltered and unsheltered.

Sheltered homeless individuals are in emergency housing programs, staying in motels with emergency vouchers, in an institution such as a hospital or jail and being released into homelessness, or in transitional housing programs.

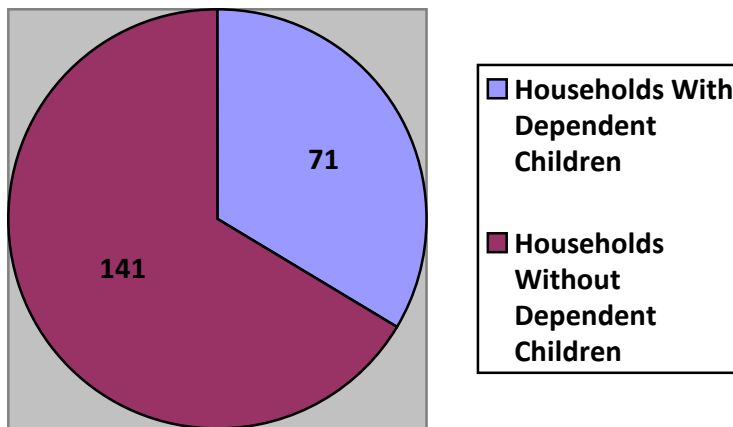
Unsheltered homeless individuals, on the other hand, are sleeping in cars, parks, campgrounds, abandoned building, under bridges or any other places not meant for human habitation.

Based on the results of the 2011 PIT Homeless Count, 52% of the homeless in Southern Illinois are sheltered. Of the sheltered homeless, 22% were in transitional housing and 48% were in emergency shelters. The remaining 30% of the homeless were unsheltered homeless. There has been almost a 100% increase in unsheltered homeless since last year's count.

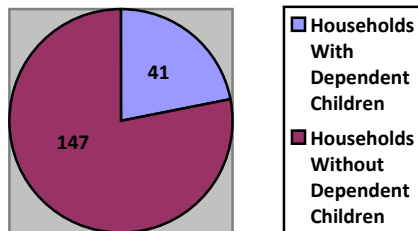


## Families and Children

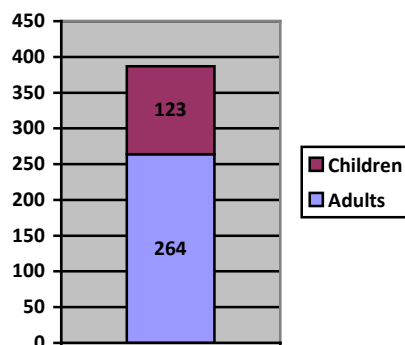
**Homeless Households with Dependent Children in Southern Illinois, 2011**



**2010 Results**



**2011 Homeless Adults and Children**

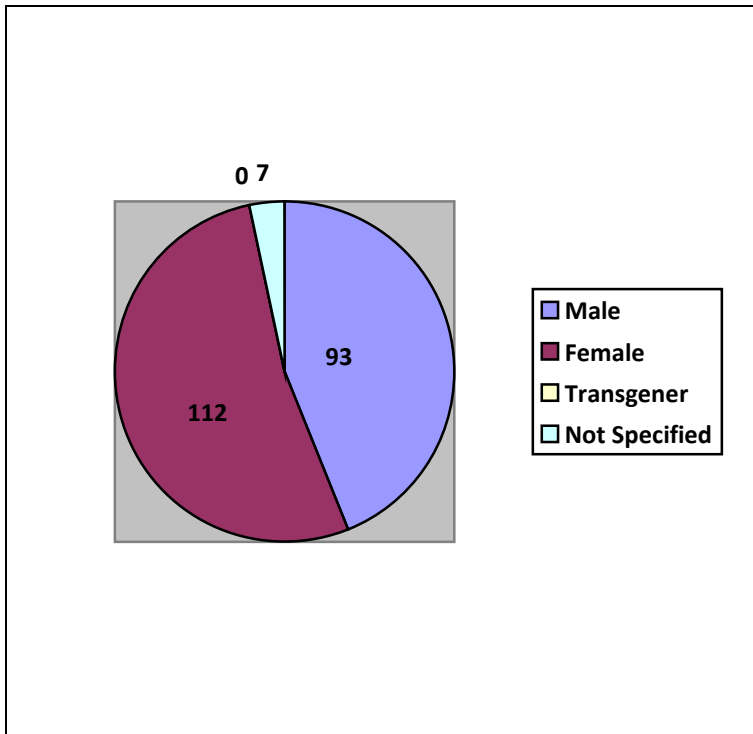


The PIT Homeless Count measures demographic information on the figurative head of household. Households, however, are distinct in their size and composition. Some families consist of two or three adults while others consist of one adult and multiple children. There are also homeless youth living without any adults, referred to as unaccompanied youth by HUD. There were no homeless unaccompanied youth counted in the Southern Illinois Continuum of Care 2011 Point-In-Time Homeless Count.

The PIT Homeless Count differentiates between the number of households with dependent children and the number of households without dependent children. In 2011, there were 71 households with dependent children. In other words, 33% of the households interviewed during the PIT count were families with children. The remaining 67% or 141 households did not have children in their households.

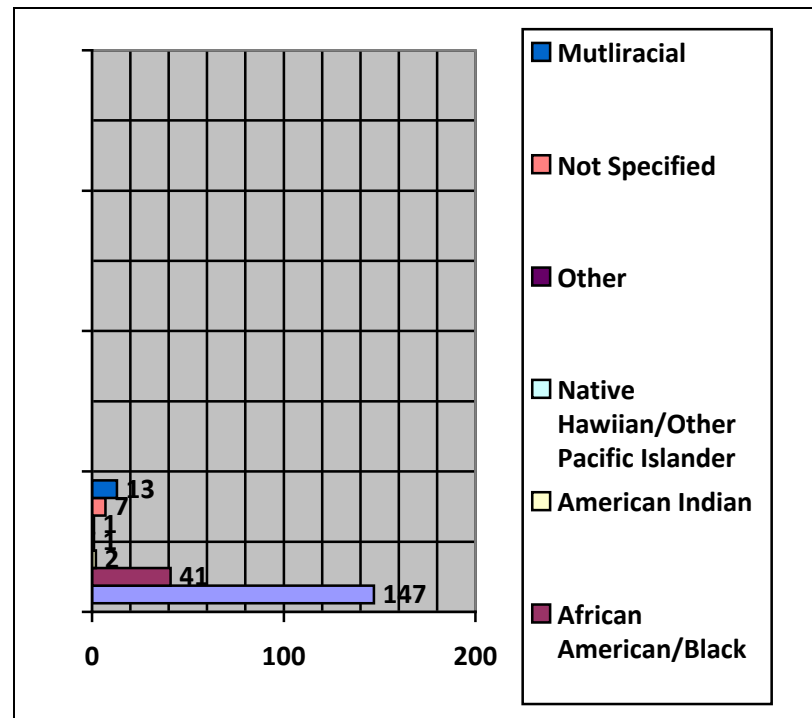
There were 264 adults and 123 children counted in the 2011 PIT count. That means that 32% of the homeless individuals counted in 2011 count were children.

## Gender, Race and Ethnicity



Of the 212 respondents in the 2011 PIT count, 112 (53%) were female, 93 (44%) were male, and 7 (3%) did not specify their gender.

The racial composition of homeless individuals is depicted to the right. Of the respondents, 147 (69%) self-identified as Caucasian/White and 41 (19%) as African American/Black. Additionally, 13 (6%) were multi-racial, 7 (3%) did not specify, 1 self-identified at other, 1% as American Indian/Alaskan Native, and 1% as Native Hawaiian/Pacific Islander.

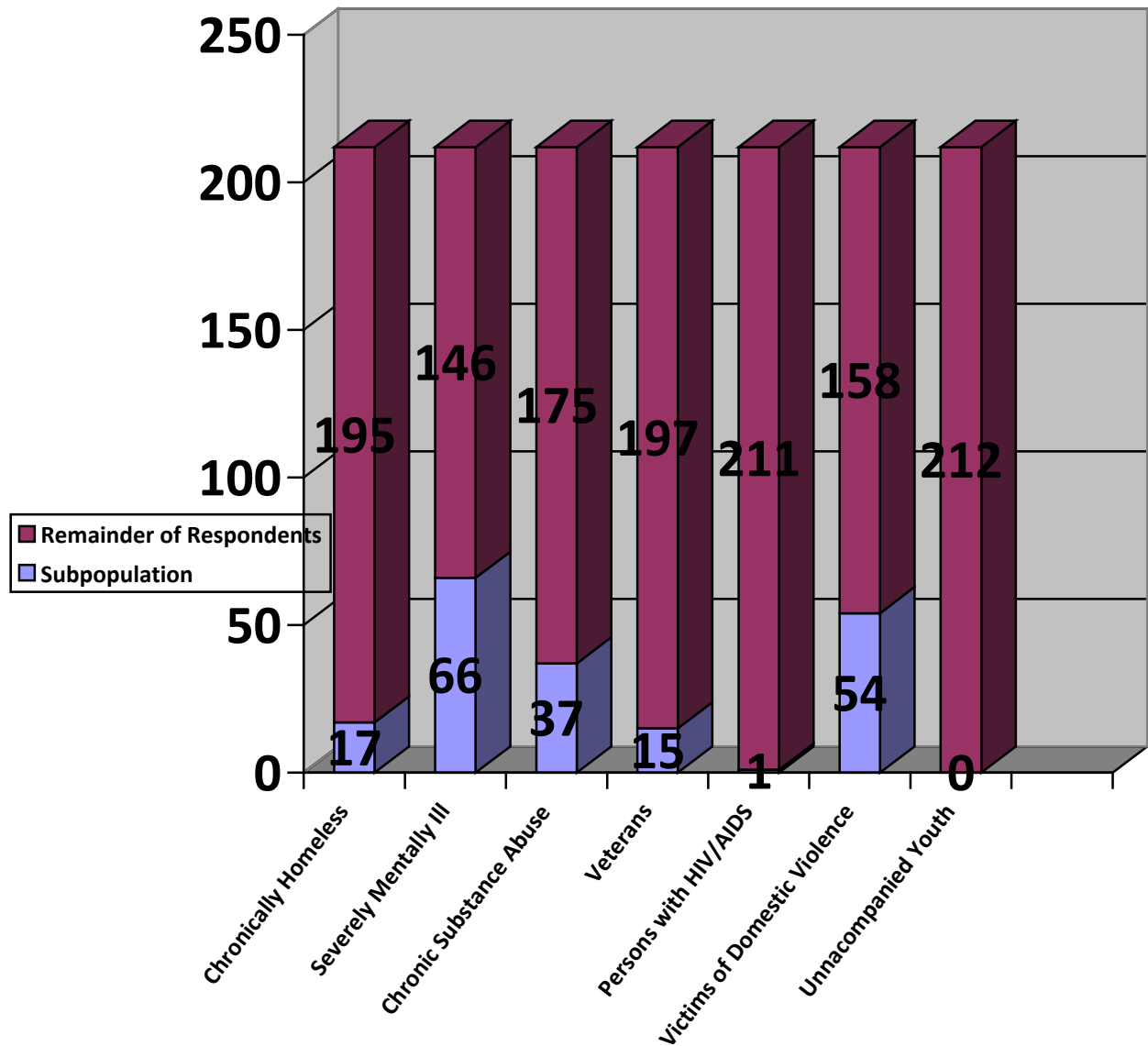


Only 2% of the respondents self-identified as Hispanic/Latino

2 Respondents refers to the individual or "head of household" who completed the survey. Demographic data was only collected on the respondent, not every individual within their household or family unit.

## Homeless Subpopulations

HUD requires that each CoC report on select homeless subpopulations. Those subpopulations are chronically homeless, severely mentally ill, chronic substance abuse, veterans, persons with HIV/AIDS, victims of domestic violence, and unaccompanied youth.



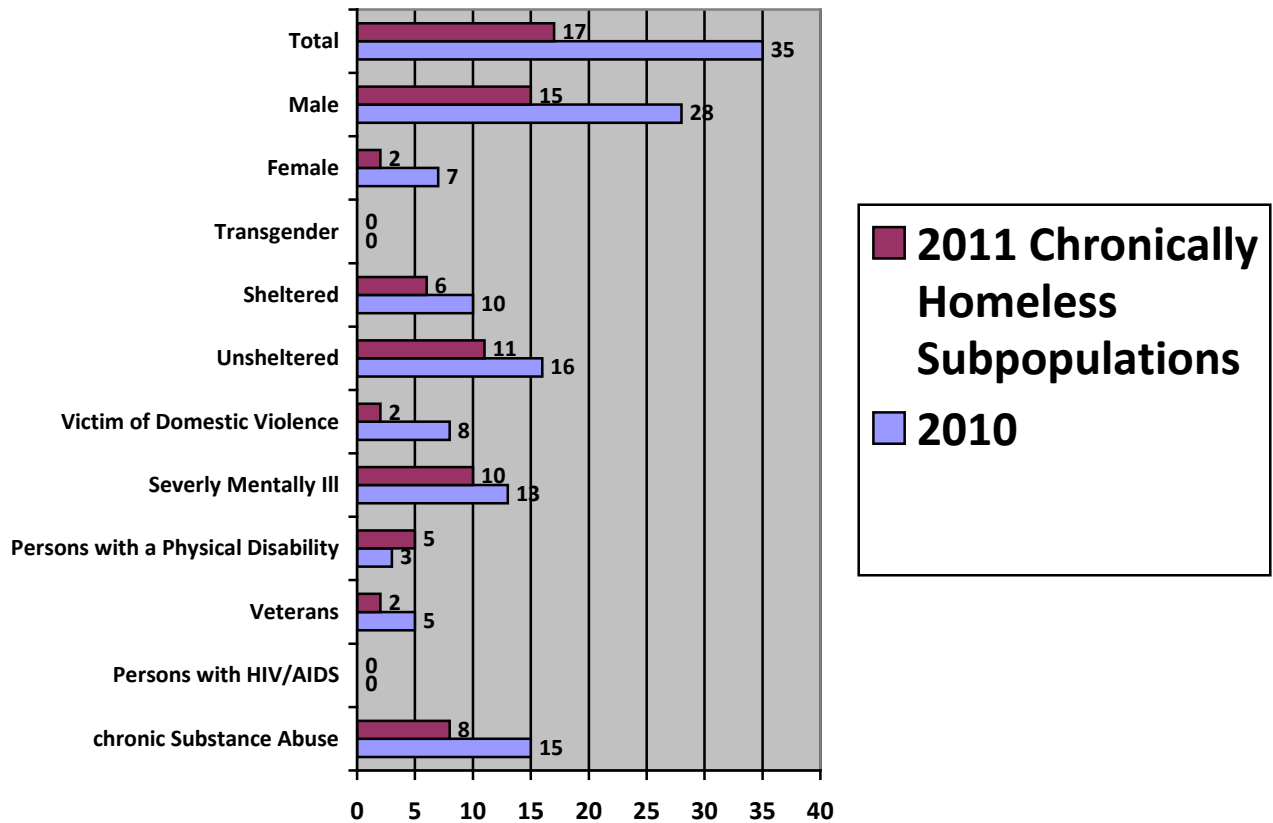
This data only represents the demographics of the head-of-household (212 respondents) not all of the homeless individuals within each of those households (380 total homeless).

Based on the 2011 PIT Homeless Count, 8% (17) of the homeless respondents were chronically homeless, 31% (66) were severely mentally ill, 17% (37) reported a substance abuse problem, 7% (15) were veterans and 25% (54) had been a victim of domestic violence. Less than 1% (1) had HIV/AIDS and there were no unaccompanied youth.

## Chronically Homeless

HUD defines chronically homeless as individuals or families who (1) have been homeless at least one year or more or (2), homeless more than four times in a three-year period.

In 2011, there were a total of 17 chronically homeless respondents in Southern Illinois. This is a decrease from the 35 chronically homeless people counted in the 2010 count.



## Southern Illinois Continuum of Care Region Representatives

### Region 1

**Anna Margrum**

The Women's Center

### Region 2

**Sue Castleman**

BCMW Community Services

### Region 3

**Keather Thompson**

WADI

### Region 4

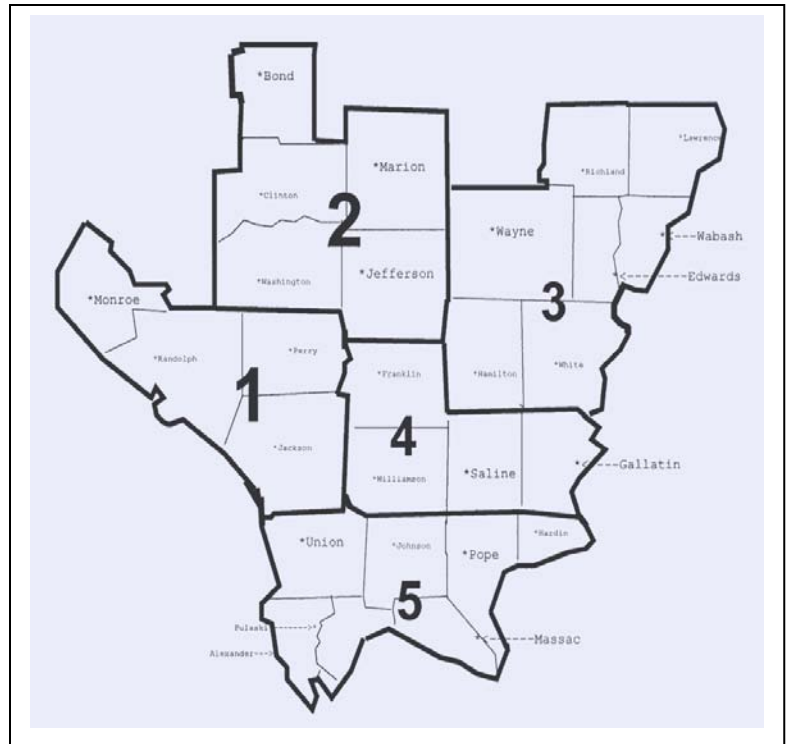
**Sharon Hess**

SICH

### Region 5

**Renee Kindle**

Shawnee Development Council



The Southern Illinois Continuum of Care Network is divided into 5 regions. Each region has a region representative that is responsible for coordinating the annual Point-In-Time Homeless Count. They organize the count with social service agencies, jails, hospitals, school districts, churches and anyone else in their areas that may come into contact with a homeless person.

## **Regional Total Homelessness**

### **Region 1**

Total Homeless- 91

*Jackson- 78*

*Monroe- 0*

*Perry- 9*

*Randolph- 4*

### **Region 2**

Total Homeless- 16

*Bond- 0*

*Clinton- 0*

*Marion- 15*

*Washington- 0*

*Jefferson- 1*

### **Region 3**

Total Homeless- 125

*Edwards- 6*

*Hamilton- 2*

*Lawrence- 0*

*Richland- 40*

*Wabash- 37*

*Wayne- 8*

*White- 32*

### **Region 4**

Total Homeless- 90

*Franklin- 0*

*Gallatin- 0*

*Saline- 7*

*Williamson- 83*

### **Region 5**

Total Homeless- 59

*Alexander- 17*

*Hardin- 0*

*Johnson- 4*

*Massac- 11*

*Pope- 0*

*Pulaski- 1*

*Union- 26*

## 2011 Participants

The Southern Illinois Continuum of Care Network would like to thank everyone that participated in the 2011 Point-In-Time Homeless Count. The following is a list of participants by county:

### **Alexander**

Cairo Women's Shelter  
Shawnee Development Council  
JAMP Special Education Services  
Delta Center

### **Bond**

Greenville Police Department

### **Clinton**

Carlyle Township  
Schiller School  
Clinton County Sheriff's Department  
St. Joseph's Hospital  
Willow Grove School  
Kaskaskia College Adult Education and Literacy

### **Edwards**

WADI

### **Franklin**

ROE #21 Starquest Academy/Project ECHO  
Benton School  
Crosswalk CAA  
West Frankfort Dist. #168  
Night Shield Children's Shelter

### **Gallatin**

WADI  
Gallatin Co. Unit7

### **Hamilton**

WADI

### **Hardin**

Hardin County General Hospital

**Jackson**

Murphysboro Middle School  
Trico C.U.S.D. No 176  
Tri County Special Education Joint Agreement  
Trico Elementary School  
SIRSS  
SSA  
Carbondale Township  
Good Samaritan Ministries  
The Women's Center  
Southern Illinois Center for Independent Living  
Murphysboro Food Pantry  
IDHS  
Desoto Police Department

**Jefferson**

State of IL- Jefferson County FCRC  
City of Mt. Vernon Housing Authority  
Kaskaskia College Adult Education and Literacy  
Mt. Vernon City Schools District 80

**Johnson**

City of Vienna  
Vienna Public Schools  
JAMP Special Education Services  
Shawnee Development Council  
Goreville Community Unit 1

**Marion**

Field Kindergarten Center  
CMC  
Sandoval District #501  
Centralia City Schools  
BCMW  
Marion County Sheriff's Department  
Catholic Social Services of Southern Illinois  
Marion County Housing Authority  
Jordan Elementary  
Centralia High School  
Kaskaskia College Adult Education and Literacy

**Massac**

Joppa Maple Grove #38 School District  
JAMP Special Education Services  
City of Brookport, IL  
IDHS  
Guardian Family Services  
Metropolis Elementary School  
Massac Junior High School  
Joppa High School

**Monroe**

Human Support Services

**Perry**

Western Egyptian  
Marshall Browning Hospital  
Pinckneyville Community Hospital

**Pulaski**

Meridiam Community Unit District  
JAMP Special Education Services  
Housing Authority of Pulaski County  
Delta Center

**Randolph**

Steeleville Elementary  
St. John Lutheran School  
Chester High School  
Red Bud Elementary School  
Western Egyptian  
Village of Steelville

**Richland**

SWAN

**Saline**

WADI Head Start  
Christian Community Compassion Center  
Anna Bixby Women's Center  
SICH

**Union**

Bethany Village  
Union County Counseling Service  
Union County FCRC  
Jonesboro Elementary School  
Shawnee District 84

**Wabash**

WADI

**Washington**

West Washington County Community Unit School District #10

Hoyleton Grade School District #29

**Wayne**

WADI

**White**

WADI

**Williamson**

Herrin CUSD No. 4

ROE #21 Starquest Academy/Project ECHO

Johnston City Head Start

Crab Orchard School District

VA Medical Center

Williamson County Family Crisis Center

The Lighthouse Shelter

Southern Illinois Coalition for the Homeless

Crosswalk CAA

The H Group

Housing Authority of Marion, Illinois